



Technical Service Bulletin

MODEL(S) AFFECTED:	Speed Scrub Rider
SUBJECT:	Drive motor wires may need to be repositioned to avoid wire abrasion when making right and left hand turns. Inspect the wire harness for clearance and if necessary reposition the wires as described below.
PURPOSE:	To prevent the risk of drive motor failure.
NOTES:	

Abrasion point when making a left hand turn. Comes in contact with rotomold edge.




Abrasion point when making a right hand turn. Comes in contact with the scrub head pivot arm.



To reposition the wire harness to avoid abrasion:

1. Loosen the two cable clamps and move the wire harness away from the abrasion points. Re-secure clamps.



2. Secure the wires with two wire ties as shown below.

