



# INSTRUCTION BULLETIN

No. 340788  
Machine: 7200  
Published: 07-2005  
Rev. 00

**NOTE: DO NOT DISCARD the Parts List from the Instruction Bulletin. Place the Parts List in the appropriate place in the machine manual for future reference. Retaining the Parts List will make it easier to reorder individual parts and will save the cost of ordering an entire kit.**

*NOTE: Numbers in parenthesis ( ) are reference numbers for parts listed in Bill of Materials.*

Installation instructions for **kit number 9001552**

## SYNOPSIS:

This kit contains the parts needed to install a recovery tank gasket kit on 7200 machines. Please follow step-by-step instructions.

## SPECIAL TOOLS / CONSIDERATIONS: NONE

(Estimated time to complete: 1/2 hour)

## PREPARATION:

1. Park the machine on a clean level surface.
2. Turn off machine, remove key, and set parking brake.

**FOR SAFETY: Before leaving or servicing machine, stop on level surface, turn off machine, and remove key.**

3. Open the tank cover and lock the cover into the open position.

## INSTALLATION:

1. Remove the existing recovery tank seal from the bottom of the tank cover. Discard the recovery tank seal. Refer to Fig. 1.




FIG. 1

2. Install the new recovery tank (1) seal onto the recovery tank mounting plate (2).
3. Use a hex nut (5) and washer (6) to install the recovery tank cover cable (3) onto the recovery tank mounting plate (2).
4. Place the items assembled in the previous step into the opening in the recovery tank. Refer to Fig. 2.


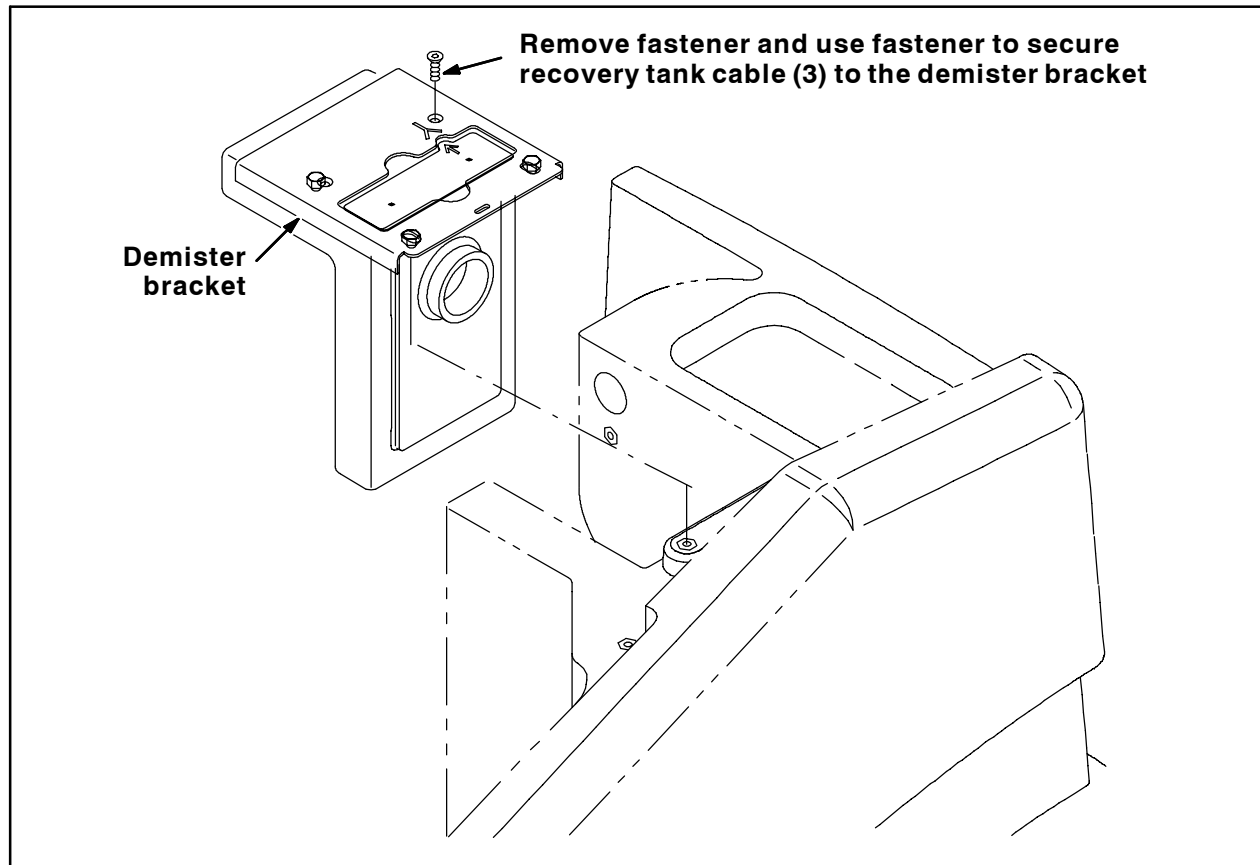


FIG. 2

5. Remove a fastener from the demister bracket. Refer to Fig. 3.
6. Use the fastener removed in the previous step to attach the other end of the recovery tank cover cable (3) to the demister bracket. Refer to Fig. 3.
7. If necessary, position the recovery tank gasket kit into the opening of the recovery tank and close the recovery tank cover.
8. Operate machine to ensure the recovery system functions properly.



**FIG. 3**

**Bill of Materials for Gasket Kit, Recovery Tank, CI [7200]-9001552**

Ref.	Tennant Part No.	Description	Qty.
▽	9001552	Gasket, Kit, Recovery Tank, CI [7200]	1
▲	1 1024692	Seal, Recovery Tank, [7200]	1
▲	2 1024488	Plate, Mtg, Seal, Tank, Recvy	1
▲	3 1024784	Cable, Cover, Recovery Tank, [7200]	1
▲	4 09740	Screw, Hex, M8 X 1.25 X 20, SS	1
▲	5 07786	Nut, Hex, Std, M8 X 1.25, SS	1
▲	6 01685	Washer, Flat, 0.31 SS	1

TENNANT COMPANY  
P. O. Box 1452  
Minneapolis, MN 55440-1452