



# INSTRUCTION BULLETIN

No. 340607  
Machine: Centurion™  
Published: 4-03  
Rev. 00

**NOTE: DO NOT DISCARD the Parts List from the Instruction Bulletin. Place the Parts List in the appropriate place in your machine manual for future reference. Retaining the Parts List will make it easier to reorder individual parts and will save you the cost of ordering an entire kit.**

*NOTE: Numbers in parenthesis ( ) are reference numbers for parts listed in Bill of Materials.*

Installation instructions for **kit number 395878**

## DESCRIPTION:

This kit contains the parts needed to install water nozzle guards on the model Centurion™ sweeper.

Please follow step-by-step instructions.


**SPECIAL TOOLS / CONSIDERATIONS:** Hand Drill, 3/8 [9.5 mm] Drill Bit

(Estimated time to complete: 1 hour)

## PREPARATION:

1. Park the machine on a level surface. Activate the machine parking brake.

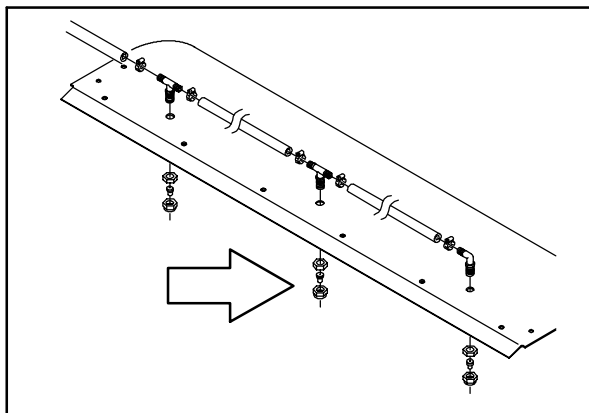
**FOR SAFETY: Before leaving or servicing machine, stop on level surface and set parking brake.**



2. Open the hopper door to access the dust control nozzles at the top of the conveyor.


**FOR SAFETY: Before leaving or servicing machine, stop on level surface and set parking brake.**

3. Turn the machine engine off.

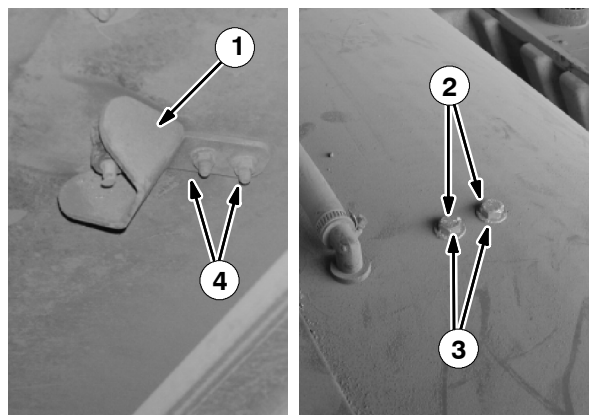


## INSTALLATION:

1. Position one of the **guard brackets 1007067 (1)** on the back side of the middle water nozzle. Orient the bracket, so the bracket wings flare around the sides of the water nozzle, and the tab with the mounting holes pointing back down the conveyor.
2. Using **guard bracket 1007067 (1)** as a template, mark and drill two 3/8 [9.5 mm] bracket mounting holes through the conveyor.



3. Mount **guard bracket 1007067 (1)** to the conveyor with two **hex screws 16931 (2)**, **flat washers 32491 (3)** and **hex nuts 39311 (4)**.



4. Repeat the **guard bracket 1007067 (1)** installation for the other two water nozzles on top of the conveyor.

### BILL OF MATERIALS FOR WATER NOZZLE GUARD KIT 395878

Ref.	TENNANT Part No.	Description	Qty.
1	1007067	Bracket, guard	3
2	16931	Screw, hex, M8 X 1.25 X 20, 8.8	6
3	32491	Washer, flat, 0.31 Std	6
4	39311	Nut, hex, std, M08 X 1.25	6

TENNANT COMPANY  
P. O. Box 1452  
Minneapolis, MN 55440-1452