



# INSTRUCTION BULLETIN

No. 340539  
Machine: 7100  
Published: 1-02  
Rev. 00

**NOTE: DO NOT DISCARD the Parts List from the Instruction Bulletin. Place the Parts List in the appropriate place in your machine manual for future reference. Retaining the Parts List will make it easier to reorder individual parts and will save you the cost of ordering an entire kit.**

*NOTE: Numbers in parenthesis ( ) are reference numbers for parts listed in Bill of Materials.*

Installation instructions for **kit number 398491**

## DESCRIPTION:

This kit contains the parts needed to replace the propel motor brushes on the model 7100 sweeper/scrubber.

Please follow step-by-step instructions.

## SPECIAL TOOLS / CONSIDERATIONS: M8 and M10 Nut Drivers


(Estimated time to complete: 1 hour)

## PREPARATION:


**FOR SAFETY: Before leaving or servicing machine, stop on level surface and set parking brake. Then turn off machine and remove key.**

## INSTALLATION:


1. Remove the brake link and brake caliper from the front drive wheel. Set the link, caliper and 7/16 mounting bolts aside.




2. Remove the rotor from the front drive wheel and set aside.




3. Remove the two phillips head screws holding the electrical box cover. Set the electrical box cover and mounting hardware aside.




4. Remove the two screws holding the electrical box.




5. Set the electrical box and mounting hardware aside.



6. Remove the screws and nuts holding the brushes in place.




7. Remove and discard the old motor brushes. Set the mounting hardware aside.



8. Insert the new brushes (1) into the brush holders.  
Mount the brush holders back in the electrical box with the set aside hardware.

*NOTE: The brush radius must be oriented down (towards undercut).*



9. Reassemble the rest of the components in reverse order of these instructions.
10. Turn the machine power on and check the machine for proper operation.

#### **BILL OF MATERIALS FOR MOTOR BRUSH REPLACEMENT KIT 398491**

<b>Ref.</b>	<b>TENNANT Part No.</b>	<b>Description</b>	<b>Qty.</b>
1	398492	Brush, motor, ele, [Amer]	2

TENNANT COMPANY  
P. O. Box 1452  
Minneapolis, MN 55440-1452