



INSTRUCTION BULLETIN

No. 340167
Machine: 6100
Published: 1-99/00
System: OPTIONS

NOTE: DO NOT DISCARD the Parts List from the Instruction Bulletin. Place the Parts List in the appropriate place in your machine manual for future reference. Retaining the Parts List will make it easier to reorder individual parts and will save you the cost of ordering an entire kit.

NOTE: Numbers in parenthesis () are reference numbers for parts listed in Bill of Materials.

Installation instructions for kit number 83435

SYNOPSIS / PROBLEM:

This kit contains the parts needed to install a side molding kit on the model 6100 sweeper. Please follow step-by-step instructions.

SPECIAL TOOLS / CONSIDERATIONS: HAND DRILL, .125in. drill bit, HAND RIVET GUN

(Estimated time to complete: 1 hour)

PREPARATION:

(Refer to FIG. 1, 2 and 3)

FOR SAFETY: Before leaving or servicing machine, stop on level surface and set parking brake. Then turn off machine and remove key.

INSTALLATION:

(Refer to FIG. 1, 2 and 3)

1. Line up mounting strips (1) along each side of machine with notched ends of strips in front of the machine. (Refer to FIG. 1 and 2)
2. Hold mounting strips (1) temporarily in place with masking tape. (Refer to FIG. 2)
3. Using mounting strips (1) as templates, mark and drill six .125in. mounting holes in each side of machine. (Refer to FIG. 1 and 2)
4. Clear mounting holes of debris. (Refer to FIG. 3)
5. Mount mounting strips (1) to machine using pop rivets (3) and washers (4).
(Refer to FIG. 1, 3 and 4)
6. Slide bumper strips (2) over each mounting strip (1). (Refer to FIG. 1 and 4)

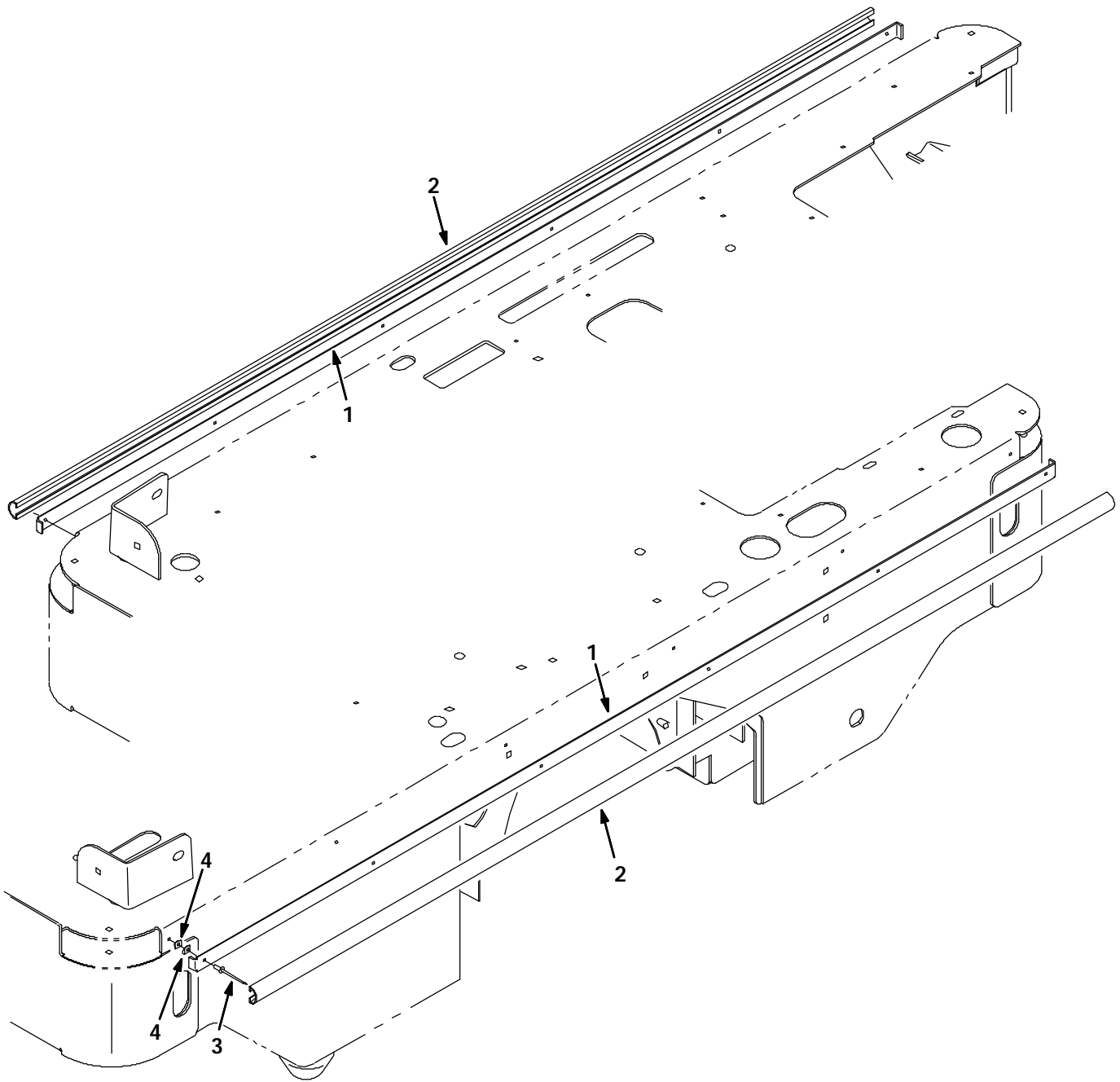


FIG. 1 -

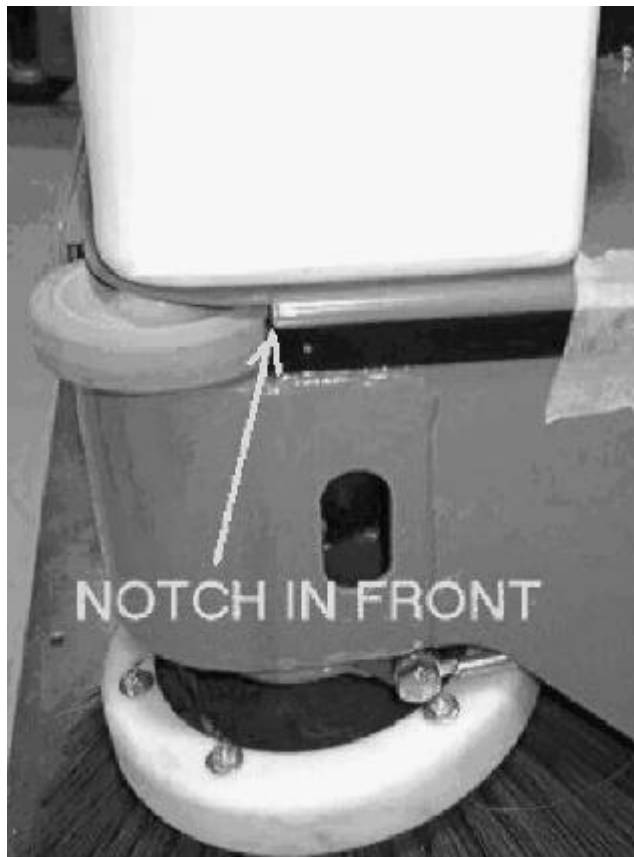


FIG. 2 - TEMPORARILY MOUNT RETAINER AND DRILL HOLES





FIG. 3 - CLEAR HOLES OF DEBRIS AND MOUNT RIVETS WITH TWO WASHERS



FIG. 4 - MOUNT RETAINER WITH RIVETS AND SLIDE ON BUMPER STRIPS

BILL OF MATERIALS FOR

| Ref. | TENNANT Part No. | Description | Qty. |
|------|---------------------|----------------------------------|------|
| 1 | 83116 | Strip, retainer, bumper | 2 |
| 2 | 81997 | Strip, bumper | 2 |
| 3 | 56799 | Pop-rivet .125D X .38 X 25DHD AL | 12 |
| 4 | 02892 | Washer, .pltd | 24 |

TENNANT COMPANY
P. O. Box 1452
Minneapolis, MN 55440-1452